



District Report Card: 2017


State: Maharashtra	District: Sindhudurg
Class: 3	Subject: Language
Schools: 60	Students: 739


Participation/Coverage


Students

GENDER 	Boys		Girls	
	Number	%	Number	%
	371	50.20	368	49.80

AREA 	Rural		Urban	
	Number	%	Number	%
	594	80.38	145	19.62

CATEGORY 	SC		ST		OBC		GEN	
	Number	%	Number	%	Number	%	Number	%
	78	10.55	23	3.11	316	42.76	322	43.57

CWSN 	LD	VI	HI	S&LD	ID	Oth
	1	3	0	0	3	4

Management 	Government		Government-aided	
	Number	%	Number	%
	669	90.53	70	9.47

Average Performance of Students in Language (%)

Overall	Gender		Area		Management		Social Group			
	Male	Female	Rural	Urban	Govt.	Aided	SC	ST	OBC	GEN
81.46	80.50	82.43	81.57	81.01	81.58	80.29	83.68	77.39	79.01	83.62

Performance on Learning Outcomes (LOs)

Learning Outcomes	Description	Average Performance(%)
L304	Reads small texts with comprehension i.e., identifies main ideas, details, sequence and draws conclusions	82.73
L312	Reads printed scripts on the classroom walls: poems, posters, charts etc.	78.92

Range of Performance of Students who Answered Correctly							
Below 30%		30% - 50%		50% - 75%		Above 75%	
Number	%	Number	%	Number	%	Number	%
13	1.76	44	5.95	166	22.46	516	69.82

Lowest Performing Learning Outcomes (LOs)

1 - Reads printed scripts on the classroom walls: poems, posters, charts etc. (78.92)

2 - Reads small texts with comprehension i.e., identifies main ideas, details, sequence and draws conclusions (82.73)